







AXELENT

Est 1990

# Double sided | Fixed rail



## Modellen

ARTIKELN / OMSCHRIJVING	BREEDTE (MM)	OPPERVLAKTE BEHANDELING	ANDERE
 <b>300-2222</b> Rec. depth & min ceiling height 6600x2420	1000	Thermisch verzinkt	Number of bikes 8
 <b>300-3333</b> Rec. depth & min ceiling height 6600x2420	1400	Thermisch verzinkt	Number of bikes 12
 <b>300-4444</b> Rec. depth & ceiling height 6600x2420-2700	1800	Thermisch verzinkt	Number of bikes 16

